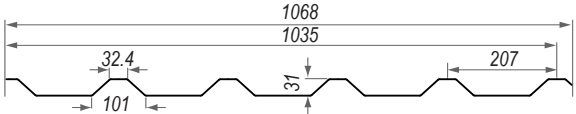
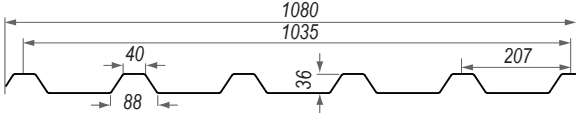
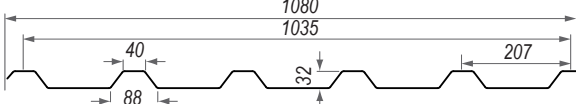


Profiles 207/35 ARCELOR - 207/35 FISCHER - 207/35 HOESCH FOR ROOFING and CLADDING

Product	Total width (mm)		Useful width (mm)
207/35 Arcelor	1068		1035
207/35 Fischer	1080		1035
207/35 Hoesch	1080		1035

Specifications

Ranges	RENOLIT ONDEX HR
Nominal thickness (mm)	1.2
Material	High resistance bi-stretched PVC
Fire classification (EN 13501-1)	B s1 d0
Colours	Crystal - Translucent
Suitable temperature range	-40°C to + 65°C
Maximum roof length	12 m
Bend radius	12 m
Minimum slope (DTU 40.35)	≥ 10 % or according to specific recommendations
Maximum gap between purlins	1.5 m (see snow downloads and wind uploads table)
Overlaps between sheets	from 200 to 300 mm (see drawing)
Waterproofness seal	If necessary with a clear colour flexible butyl seal

Cutting and drilling of sheets

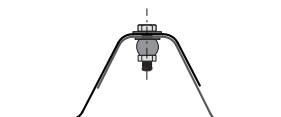
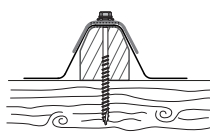
Cutting tool	Standard (fine tooth saw)
Compulsory pre-drilling	Ø 10 mm / conical or centre drill used at medium speed (for a clean drilling)

Fastening

Installation in SIDE I - Roofing



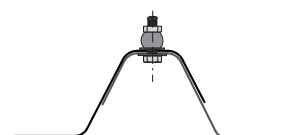
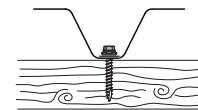
- Self drilling or self tapping screw diam. 6 to 7 mm
- Length : 100 mm for timber support
70 mm for metal
- according to environment (corrosive atmosphere)
- Metal washer with neoprene seal or saddle
- + washer.
- Space



Installation in SIDE II - Cladding



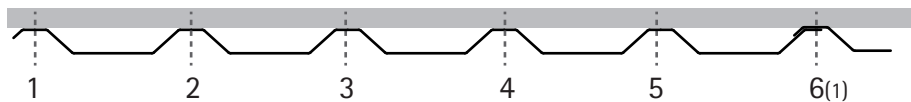
- Self drilling or self tapping screw ø 6 to 7 mm
- Length : 50 mm for timber support
25 mm for metal
- Metal washer with seal ø 19 mm



Seaming with an expansive plasteseam in neoprene rubber is recommended for a space between centre lines in purlin > 80 cm. It should be positioned in the middle of the longitudinal overlapping.

Installation in SIDE II - Cladding

Fastening of the end purlins



Fastening of the intermediate purlins



Installation in SIDE I - Roofing

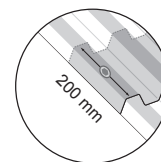
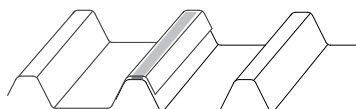
Fastening of the end purlins



Fastening of the intermediate purlins



It is recommended to use a light coloured flexible butyl seal between 2 sheets to ensure a good waterproofness.



Recommended gap between purlins (m) - In accordance with the French regulations NV65

Snow	Downward loads snow pressure (daN/m ²)									
	40		60		80		100		120	
Supports nb	2	3	2	3	2	3	2	3	2	3
207/35 Arcelor	1.35	1.50	1.18	1.32	1.07	1.14	0.92	0.92	0.77	0.76
207/35 Fischer	1.48	1.50	1.37	1.50	1.14	1.26	0.92	1.02	0.77	0.81
207/35 Hoesch	1.44	1.50	1.26	1.41	1.14	1.24	0.92	1.02	0.77	0.81

Wind	Upward loads winds depression (daN/m ²)									
	40		60		80		100		120	
Supports nb	2	3	2	3	2	3	2	3	2	3
207/35 Arcelor	1.50	1.50	1.37	1.50	1.25	1.23	1.16	0.98	1.04	0.82
207/35 Fischer	1.50	1.50	1.50	1.50	1.45	1.25	1.25	1.00	1.05	0.85
207/35 Hoesch	1.50	1.50	1.47	1.50	1.33	1.23	1.24	0.98	1.04	0.82

CAUTION

→ FOR COUNTRIES OTHER THAN FRANCE: check the admissible loads according to the calculated spans and applicable regulatory standards in the country in which the building will be constructed.

→ This synoptic data sheet is not intended to replace a more technical documentation or technical certification with installing instructions. For further information, please contact our technical support on +33 3 80 46 80 52 or our sales manager.

 PVC 100% recyclable product	 Protect the sheets from sunlight, wind and rain with an opaque white polyethylene tarpaulin during storage and throughout the installation	 Do not use with insulating materials	 For crystal and translucent, supports and overlapping with other dark sheets must be painted in white. This prevents overheating.	 Do not step directly on the sheets
------------------------------------	--	--	---	--